

# Year 12

# UCAS APPLICATION 2027

# STAGE 1



*"You will be secure because there is hope." Job 11:18*

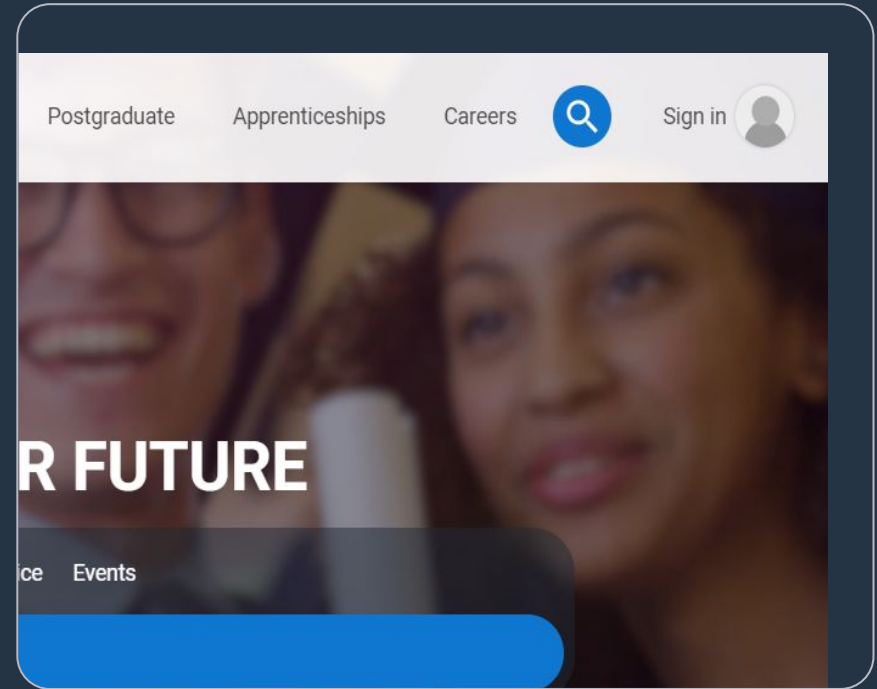
# Key facts for application



- **You can apply for up to 5 course choices**
- **They can be at different universities or more than one course at the same university**
- **If you are applying to study medicine, veterinary or dentistry – then it's 4 choices with a 5th different course**
- **You can not apply to BOTH Oxford and Cambridge**
- **Early applications need to be sent by 14th October**
- **Other applications must be sent before 13th January**
- **The universities can not see other choices when you apply – invisibility**

# Register for UCAS

- To start an application you need a UCAS Hub account.
- From today you'll see a new 'Your applications' tile in your UCAS Hub
- Go here:  
<https://accounts.ucas.com/Account/Login>
- Click 'Start application' to get started...



# Register for UCAS



Ideally you want to sign up using another email address, not your school email address so you can access it after you leave.

## VERIFY YOUR ACCOUNT

An email has been sent to you on behalf of UCAS, with a code to verify your email address. Please enter the code below.

Code \*

Verify

If you have not received an email, you can [request another code](#)

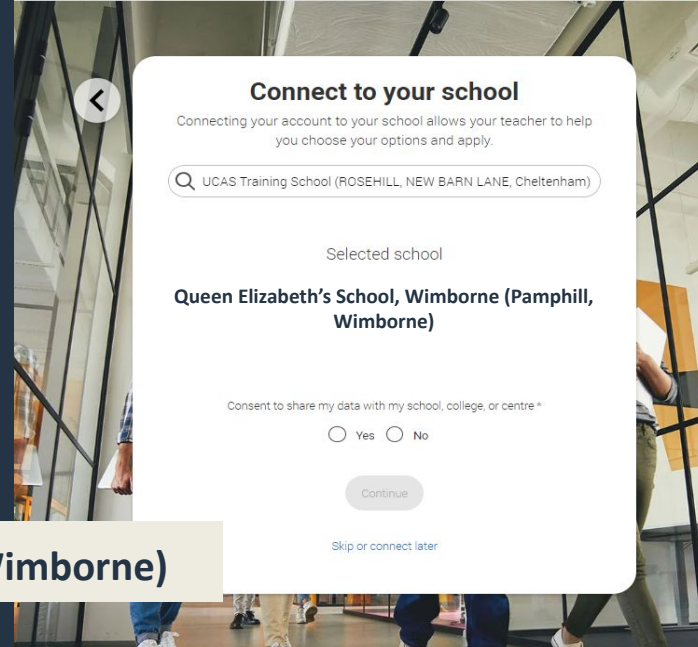
# UCAS Hub account



You need to connect your Hub account to the school so we can help you with your choices



Queen Elizabeth's School, Wimborne (Pamphill, Wimborne)



# Starting your application



Choose the year you want to start your studies  
Level of study is Undergraduate.  
Conservatoire is separate

**Make sure you choose 2027 if you want to start next year, including if you want to defer entry after applying.**

## YOUR APPLICATIONS

### Start an application

You can only apply once in a cycle - Do not apply more than once in a cycle, or submit a new application if you are holding a deferred place, as your new application will be cancelled and you won't receive a refund.

In which year do you want to start your studies?

2027

Select the main level of study you are interested in

Undergraduate (Uni and college degrees, and ap... ▾



#### Undergraduate

Degrees, HNDs, and HNCs

[Start 2027 application ›](#)



#### Conservatoire

Undergraduate or postgraduate music, dance, drama, or musical theatre.

[Start 2027 application ›](#)

# LINK TO QE



Select 'Yes'.

You will then need to enter the Buzzword:

**QEDorset27**

UCAS Further education Undergraduate Postgraduate Alternatives Careers Rose

Are you applying from a school, college, or centre?

Yes No

UCAS Further education Undergraduate Postgraduate Alternatives Careers Rose

< Back

Link to a school, college, or centre using a Buzzword

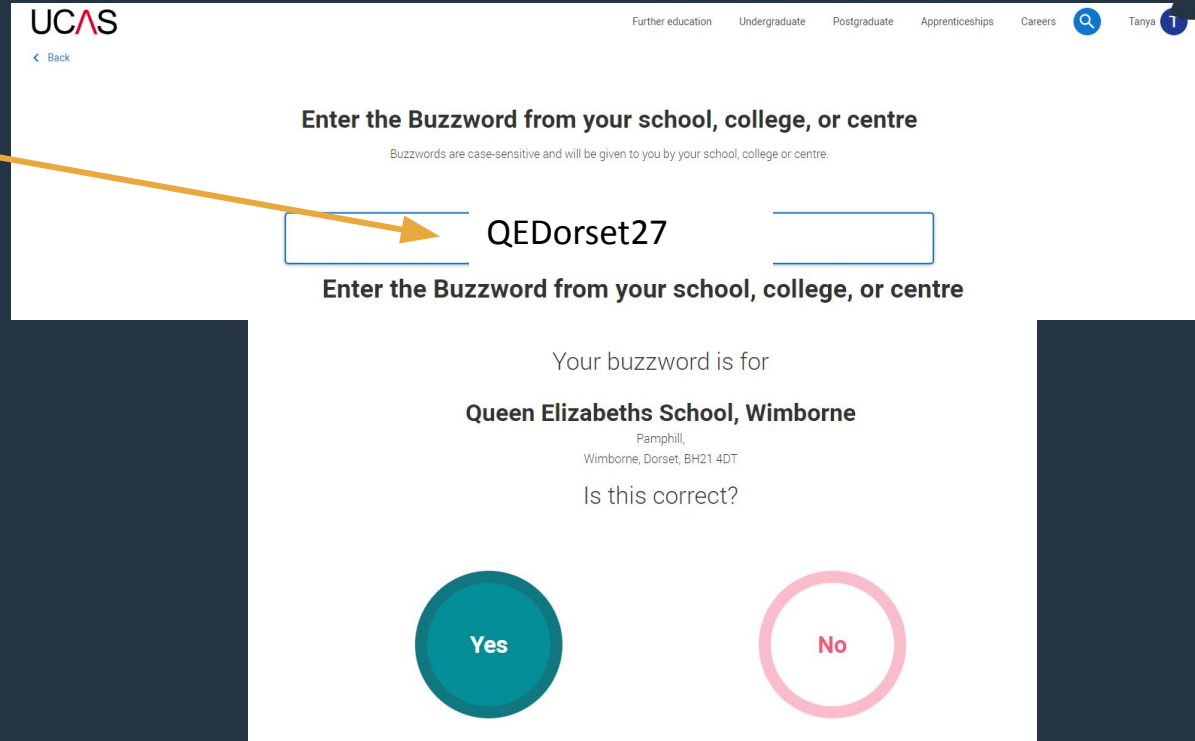
By entering the buzzword, you give your permission to share your application with your school, college or centre, so they can support you through the application process. To find out more about how your school, college or centre will be able to support your application and the information they will have access to please see [here](#).

Continue Cancel

# LINK TO QE

Enter **QEDorset27** and **confirm** the details are correct.

This will **link your application** so we can track your progress and provide support, including adding your reference. You can't send your application if it isn't linked.



The image shows a screenshot of the UCAS application interface. At the top, the UCAS logo is on the left, and navigation links for 'Further education', 'Undergraduate', 'Postgraduate', 'Apprenticeships', 'Careers', and a search icon are on the right. A user profile icon for 'Tanya' is also visible. The main heading is 'Enter the Buzzword from your school, college, or centre', with a sub-note: 'Buzzwords are case-sensitive and will be given to you by your school, college or centre.' Below this, there are two input fields. The first field contains the text 'QEDorset27' and is highlighted with a blue border and a blue arrow pointing to it from the left. The second field is empty. Below the input fields, the text 'Enter the Buzzword from your school, college, or centre' is repeated. Further down, it says 'Your buzzword is for' followed by 'Queen Elizabeths School, Wimborne', 'Pamphill', and 'Wimborne, Dorset, BH21 4DT'. Below this, it asks 'Is this correct?' and provides two circular buttons: a teal 'Yes' button and a pink 'No' button.



# SELECT YOUR HOUSE GROUP



Please select your house so that we can organise your applications – it makes it easier for us to find you to help you.

UCAS

Further education Undergraduate Postgraduate Apprenticeships Careers Tanya T

< Back

You have linked your application to  
**Queen Elizabeths School, Wimborne**

Select group

- I don't know
- Default Group
- Lancaster**
- Stuart
- Tudor
- Wessex
- York

Contact us Give feedback

Advisers Providers Data

About us Join our team Accessibility Ad opportunities

Glossary Terms and conditions Privacy and cookies Modern slavery statement

UCAS © UCAS 2022

# Application Overview



Your 'Application status' helps track your progress.

The percentage complete updates each time you mark a section as complete.

You don't need to complete the application all in one go; log in and out at any time until you're finished.

UCAS Further education Undergraduate Postgraduate Apprenticeships Careers Tanya T

## UCAS APPLICATION

2023 Undergraduate application

Your Personal ID number  
1620200207

Home / UCAS application

### Application status

**Centre information**  
Application linked to  
Queen Elizabeths School, Wimborne  
Group  
Lancaster

0/5 CHOICES	0% PROFILE	NOT STARTED PERSONAL STATEMENT	0% Review and submit
----------------	---------------	-----------------------------------	-------------------------

# Application



Scroll down pass the choices section – leave that until later!

UCAS Further education Undergraduate Postgraduate Apprenticeships Careers Tanya T

## UCAS APPLICATION

2023 Undergraduate application

Your Personal ID number  
1620200207

Home / UCAS application

### Application status

**Centre information**  
Application linked to  
Queen Elizabeths School, Wimborne  
Group  
Lancaster

0/5 CHOICES	0% PROFILE	NOT STARTED PERSONAL STATEMENT	0% Review and submit >
----------------	---------------	-----------------------------------	---------------------------

...

# Your application home page



The application form is separated to make it easier to complete.

Once you've completed 'Where you live', the 'Diversity and inclusion' and 'Extra activities' sections will pop up to complete as a UK student.

All sections must be marked as 'Complete'

You can save your sections as you go.

You must complete all mandatory questions to mark a section as complete (they have a \*).

**Profile**


<b>Personal details</b> Name, age, title and gender Start this section	<b>Nationality details</b> Birthplace and nationalities Start this section	<b>Where you live</b> Tell us about your address history Section in progress
<b>Contact details</b> Address, email, and telephone Section in progress	<b>Supporting information</b> So that providers know how to support you during your studies Start this section	<b>Finance &amp; funding</b> Tell us how you'll fund your study Start this section
<b>Diversity &amp; inclusion</b> Additional equality information Start this section	<b>More about you</b> Tell us about any circumstances that you might need support for during your studies. Start this section	

**Experience**

<b>Education</b> Qualifications and periods of study Section complete	<b>Employment</b> Paid employment Section complete	<b>Extra activities</b> Taken part in any activities to prepare you for higher education? Start this section
---	--	--

# Application Overview

The list on the left of each section will show which sections are completed (with a tick), which are in progress (with a half-moon) and which have yet to be started (no icon).

Click on the  for help text to provide advice about what to put.



UCAS application / Nationality details

[Return to application overview](#)

- ✓ Personal details
- ✓ Contact and residency details
- ✓ Nationality details
- Supporting information
- English language skills
- Finance and funding
- Diversity and inclusion
- More about you
- Education
- ✓ Employment
- Extra activities
- Personal statement

**What is your country of birth? \***  
For the purpose of this question the UK includes the Channel Islands and the Isle of Man.

United Kingdom

**What is your nationality? \***  
If you're applying from outside the UK choose your nationality as it appears in your passport. If you have dual nationality and you need a visa to enter the UK, enter your first nationality as it is shown on the passport you intend to use when travelling to the UK for your course.


UK national

**Dual nationality**  
If you have dual nationality, select your first nationality in the previous field and your second nationality here.

Mark this section as complete \*

You must complete all mandatory fields in this section before you can mark it as complete. All sections must be marked as complete before you can send your application.

Save this section



# Personal Details

The Personal details: your name should already be visible, but you'll need to add your title and complete the other mandatory fields (marked with a \*).

Please remember to use **CAPITAL LETTERS** where appropriate- we will return applications without their correct use.



<b>Personal details</b>	<b>Title *</b>
Contact and residency details	<input type="text" value="Mrs"/>
Nationality details	<b>First name *</b>
Supporting information	Tell us who you are. Make sure your name is as it appears on any official documents, such as your passport, birth certificate or driving licence.
English language skills	<input type="text" value="Tanya"/>
Finance and funding	<b>Last name *</b>
Education	Make sure your name is as it appears on any official documents, such as your passport, birth certificate or driving licence.
Employment	<input type="text" value="Ridley"/>
Personal statement	<b>Previous name(s)</b>
	Tell us any other names you've been known by (for example maiden name), as it helps when we're matching educational records.
	<input type="text" value="Barr"/>
	<b>Preferred name</b>
	Let us know what we should call you in our communications.
	<input type="text" value="Mrs P"/>
	<b>Date of birth *</b>
	Day    Month    Year
	<input type="text" value="DD"/> <input type="text" value="MM"/> <input type="text" value="YYYY"/>

# Personal Details

Make sure you enter your details as they appear on your official documents (passport / license)

Once you have completed a section you must remember to mark the section as complete and save it at the bottom of each page.



**Date of birth \***

Day    Month    Year

DD ▾	MM ▾	YYYY ▾
------	------	--------

**Gender \***

Select the gender you most identify with at this time. You can tell the university or college directly if you'd feel more comfortable identifying in another way, or if this changes.

Man     Woman     I use another term     I prefer not to say

Mark this section as complete \*

You must complete all mandatory fields in this section before you can mark it as complete. All sections must be marked as complete before you can send your application.

[Save this section](#)

---

[Next to Nationality details](#)

# Nationality Details

Your nationality is associated with the country that would issue you a passport for international travel. It is usually the country in which you were born.

This is not your ethnicity. Ethnicity refers to your cultural identity and ancestry. UK resident applicants are asked about ethnicity in the diversity and inclusion section.

Additional questions may appear based on the information you provide.



## What is your country of birth? \*

For the purpose of this question the UK includes the Channel Islands and the Isle of Man.

United Kingdom

## What is your nationality? \*

If you're applying from outside the UK choose your nationality as it appears in your passport. If you have dual nationality and you need a visa to enter the UK, enter your first nationality as it is shown on the passport you intend to use when travelling to the UK for your course.

UK national

## Dual nationality

If you have dual nationality, select your first nationality in the previous field and your second nationality here.

Mark this section as complete \*

You must complete all mandatory fields in this section before you can mark it as complete. All sections must be marked as complete before you can send your application.

Save this section

[Back to Contact and residency details](#)

[Next to Supporting information](#)

# Nationality Details

For the majority of you as UK nationals this is what you will see:

If you have dual nationality or other than UK or Ireland then follow the next slides—see Mrs Ridley for help.



✓ **Personal details**

Contact and residency details

Nationality details

Supporting information

English language skills

Finance and funding

Education

Employment

Personal statement

**What is your country of birth? \***

For the purpose of this question the UK includes the Channel Islands and the Isle of Man.

United Kingdom

**What is your nationality? \***

If you're applying from outside the UK choose your nationality as it appears in your passport. If you have dual nationality and you need a visa to enter the UK, enter your first nationality as it is shown on the passport you intend to use when travelling to the UK for your course.

UK national

**Dual nationality**

If you have dual nationality, select your first nationality in the previous field and your second nationality here.

Mark this section as complete \*

You must complete all mandatory fields in this section before you can mark it as complete. All sections must be marked as complete before you can send your application.

Save this section

Back to Contact and residency details


Next to Supporting information



# Nationality Details

You can add two nationalities, list the nationality of the passport you'll be using to travel to study first. Include any UK or Irish nationality.

This helps universities determine your fee status and assist with visa applications. Relevant fields will appear based on your answers.

Select  to see the help text with advice about this.

**What is your country of birth? \***  
For the purpose of this question the UK includes the Channel Islands and the Isle of Man.

United Kingdom

**What is your nationality? \***  
If you're applying from outside the UK choose your nationality as it appears in your passport. If you have dual nationality and you need a visa to enter the UK, enter your first nationality as it is shown on the passport you intend to use when travelling to the UK for your course.

UK national

**Dual nationality**  
If you have dual nationality, select your first nationality in the previous field and your second nationality here.

Mark this section as complete \*

You must complete all mandatory fields in this section before you can mark it as complete. All sections must be marked as complete before you can send your application.

Save this section

Back to Contact and residency details

Next to Supporting information

# Nationality Details

If you were born in the UK but have a different nationality, you will be asked additional questions.

The information you provide will help universities and colleges in determining your eligibility and allow them to assist you with the visa application process, if required.

There are some possible combinations, if you need help please ask.



## What is your country of birth? \*

For the purpose of this question the UK includes the Channel Islands and the Isle of Man.

United Kingdom

## What is your nationality? \*

If you're applying from outside the UK choose your nationality as it appears in your passport. If you have dual nationality and you need a visa to enter the UK, enter your first nationality as it is shown on the passport you intend to use when travelling to the UK for your course.

UK national

## Dual nationality

If you have dual nationality, select your first nationality in the previous field and your second nationality here.

Mark this section as complete \*

You must complete all mandatory fields in this section before you can mark it as complete. All sections must be marked as complete before you can send your application.

Save this section

[Back to Contact and residency details](#)

[Next to Supporting information](#)

# Where you live

**You must add three years of residency history between 1 September 2024 and 1 September 2027.**

**Your current address should be added first, once this has been added it can only be edited not deleted.**

**Then add your previous addresses until September 2024**



## Where you live

Add the addresses you have been living at since 1st September 2022 to the present day. We collect this to help universities and colleges ensure you pay the correct fees.

If you split your time between two permanent home addresses, for example, if your parents live apart, please inform us about the address where you spend the majority of your time.

### Add current address

Address type \*

What date did you start living here? \*

Enter month and year

Month Year

Why are you living here? \*

Universities and colleges need to know whether you are living here permanently or for a temporary reason

Save address

# Where you live

**UK addresses can be added using the address look up tool.**

**BFPO addresses can also be added by using the address type drop down.**

**For each address complete why you are living there; any reason can be selected, for example you may have two permanent homes.**



**Add current address**

**Address type \***

UK address ▾

**Address lookup**

[Click here](#) to enter your address manually

**Why are you living here? \***

Universities and colleges need to know whether you are living here permanently or for a temporary reason

▾

- Other
- Permanent home
- Temporary because of my parents/guardians job/study
- Temporary for education (boarding school)
- Temporary for education (not boarding)
- Temporary for work
- Temporary whilst seeking asylum or similar

# Where you live

**UK addresses can be added using the address look up tool.**

**BFPO addresses can also be added by using the address type drop down.**

**For each address complete why you are living there; any reason can be selected, for example you may have two permanent homes.**



**Add current address**

**Address type \***

UK address ▾

**Address lookup**

[Click here](#) to enter your address manually

**Why are you living here? \***

Universities and colleges need to know whether you are living here permanently or for a temporary reason

▾

- Other
- Permanent home
- Temporary because of my parents/guardians job/study
- Temporary for education (boarding school)
- Temporary for education (not boarding)
- Temporary for work
- Temporary whilst seeking asylum or similar

# Where you live

Until the required duration of address history is reached, you'll see the 'Add previous address' option.

Gaps in the address history will be flagged for you to fill in so that a full history is provided.

Overlapping addresses are allowed.



## Where you live

Add the addresses you have been living at since 1st September 2022 to the present day. We collect this to help universities and colleges ensure you pay the correct fees.

If you split your time between two permanent home addresses, for example, if your parents live apart, please inform us about the address where you spend the majority of your time.

### Address 1 (Current address)

Dates you lived here: 02/2023 - Present

1 Constable Court,  
Millfield Avenue,  
York,  
North Yorkshire,  
YO10 3XA

Reason: Temporary because of my parents/guardians job/study

Add Previous address

You need to add 5 more months

# Where you live

Once you have reached the date range you need to select your home address and residential category. This will be used to assess if you qualify for widening participation on where you live.

You can check this here:  
[Postcode Checker](#)

✔ The addresses you have added cover the date range we require



## Please confirm your home address \*

Universities and colleges require your permanent home address, to determine your domicile. This might be where your family lives, or the house you own. This may not be where you are currently living, if you are living away from home on a temporary nature (for example at boarding school, or other temporary housing for educational purposes)

- 1 Constable Court, Millfield Avenue, York, North Yorkshire, YO10 3XA
- high street, Town, Bahamas
- Add a different home address

## Please select your area of permanent residence \*

Your area of permanent residence refers to the area in which you normally live.

## Residential category \*

Please choose the option that most closely applies to you.

Mark this section as complete \*

You must complete all mandatory fields in this section before you can mark it as complete. All sections must be marked as complete before you can send your application.

Save this section

# Contact Details

Your email will be used by both UCAS and your choices to update you so use your personal email address not school email that you can access all the time.



[Return to application overview](#)

✓ **Personal details**

- [Contact and residency details](#)
- [Nationality details](#)
- [Supporting information](#)
- [English language skills](#)
- [Finance and funding](#)
- [Education](#)

### Contact details

Mobile telephone number

Other telephone number

**Email address \***

You can update your email address in your UCAS profile

# Nominated Access



You must click **YES** for nominated access and give details of a trusted adult you would trust to act on your behalf, (Parent, carer, teacher, sibling over 18). This is only if you want someone to talk to UCAS or your behalf – (they can't see your application unless it's Mrs Ridley).

We won't send your application if you don't have this completed.

✓ Personal details

- [Contact and residency details](#)
- [Nationality details](#)
- [Supporting information](#)
- [English language skills](#)
- [Finance and funding](#)
- [Education](#)
- [Employment](#)
- [Personal statement](#)

### Nominated access

Do you want someone else to be able to act, or speak on your behalf, about your application? e.g. A parent, teacher, other relative or guardian. If you are using an agent, you can choose to enter their details.

You're able to enter details of someone you're happy to help manage your application - this is called nominated access.

Yes  No

**Full name of nominee \***  
The first and last name of your nominee. They will be asked this information when speaking to UCAS on your behalf.

**Relationship to you \***  
How you know your nominee. They will be asked this information when speaking to UCAS on your behalf.

# Supporting Information

All questions are mandatory

You do have the option to say 'I don't know' or 'I prefer not to say'



## SUPPORTING INFORMATION

2023 Undergraduate application

Your Personal ID number  
1250003108

🏠 / UCAS application / Supporting information

[Return to application overview](#)

- ✓ Personal details
- ✓ Contact and residency details
- ✓ Nationality details
- 1 Supporting information**
- 1 English language skills
- 1 Finance and funding
- Diversity and inclusion
- 1 More about you

Have you ever lived or worked in the EU (excluding the UK), European Economic Area (EEA) or Switzerland? \*

Do you have a parent, step parent, spouse or civil partner who is an EU (excluding the UK), EEA or Swiss national? \*

Mark this section as complete \*

You must complete all mandatory fields in this section before you can mark it as complete. All sections must be marked as complete before you can send your application.

[Save this section](#)

# Finance and Funding

For the majority of you, you'll be getting tuition loans so select **UK, ChI, IoM or EU.**

Then select **Dorset** as that is where you are being educated.

For more information head to: [ucas.com/finance](https://ucas.com/finance)



UCAS application / Finance & funding

[Return to application overview](#)

- ✓ Personal details
- ✓ Contact and residency details
- ✓ Nationality details
- ✓ Supporting information
- ✓ English language skills
- Finance and funding**
- Diversity and inclusion
- More about you
- Education
- Employment
- Extra activities
- Personal statement

**What will be your main source of funding for your studies? \***

Select an option from the drop-down list to tell us how you expect to pay for your tuition fees. Most applicants from the UK, Channel Islands, Isle of Man, and the EU will be in the category UK, ChI, IoM, or EU student finance.

This guidance has been created in the absence of full Brexit arrangements being available and you should give your answer as guided. Universities and colleges are aware that EU applicants will be selecting the UK, ChI, IoM or EU student finance option.

Before you can mark it as complete. All sections must be completed.

Student support arrangements

Tell us who will assess you for tuition fees, or how you will pay for your course. Please select the option which best describes your situation.

Back to English

Next to Diversity and inclusion

Private finance

UK, ChI, IoM or EU student finance services

Research councils

DH/Regional Health

UK Govt international award

Training agency

Other UK Government

International

UK industry

Other source

Not known

English language skills

Finance and funding

Diversity and inclusion

More about you

Education

Employment

Extra activities

Personal statement

Dorset

Derbyshire

Devon

Dorchester

Dorset

Dumfries & Galloway

Dumfries & Galloway

Dundee

Durham

Durham

EU Team

Ealing

East Ayrshire

East Ayrshire

East Dunbartonshire

East Lothian

East Lothian

East Renfrewshire

East Riding of Yorkshire

East Sussex

# Diversity and Inclusion



There are mandatory fields(\*), you can complete as many of these as you wish, but you also have the option to respond with I prefer not to say.

This information is only shared with universities or colleges once you have secured a place, it does not influence any decision making on offers.

It's used to ensure you are treated fairly.

These characteristics are protected under the Equality Act 2010

<ul style="list-style-type: none"><li>✓ Personal details</li><li>✓ Contact and residency details</li><li>✓ Nationality details</li><li>✓ Supporting information</li><li>✓ English language skills</li><li>✓ Finance and funding</li><li><a href="#">Diversity and inclusion</a></li><li>🕒 More about you<ul style="list-style-type: none"><li>Education</li></ul></li><li>✓ Employment<ul style="list-style-type: none"><li>Extra activities</li><li>Personal statement</li></ul></li></ul>	<h3>Equality monitoring</h3> <p>Ethnic origin *</p> <input type="text"/> <p>What is your religion or belief?</p> <input type="text"/> <p>What is your sexual orientation?</p> <input type="text"/> <p>Do you identify as transgender?</p> <input type="text"/> <p>National identity *</p> <input type="text"/> <p><b>Dual national identity</b> If you have dual nationality, select your first nationality in the previous field and your second nationality here. If you do not have dual national identity leave this blank.</p> <input type="text"/>
---	---

# Diversity and Inclusion

**If you have ever been in care it means you are entitled to support at uni. This could be: financial, equipment, accommodation, and help with health and wellbeing.**

**Please include this as the university or college will know to give additional support during your studies. They may get in touch to tell you more about the benefits and options available, if you want it.**

**Also let Mrs Ridley or Miss Dean know if we don't already as we can put this in the contextual information of your reference.**



## Care support information

### Have you been in care?

Select yes if you've ever lived in public care or as a looked-after child, including:

- with foster carers under local authority care
- in a residential children's home
- being 'looked after at home' under a supervision order
- living with friends or relatives in kinship care

Note: This does not refer to time spent in boarding schools, working in a care or healthcare setting, or if you are a carer yourself. Please note that eligibility for support may differ between higher education providers – we strongly recommend contacting the student support team in advance of making an application

For more information about answering this question read our FAQs.

Yes  No

### Duration in care \*

Less than 1 week
<b>1 week - 3 months</b>
3 months - 1 year
1 year - 3 years
3 years or more

# Diversity and Inclusion

**Some universities will offer you a contextual offer if your parents haven't got higher education qualifications – so please be accurate (also ask the 6th form office about this).**

**For the occupational background, you must type at least 3 letters into the response field, and then select an option from the menu that appears below it.**

**You can also enter 'I prefer not to say' if you choose to.**



## Parental education

Do any of your parents, step-parents or guardians have any higher education qualification, such as a degree, diploma, or certificate of higher education?

## Occupational background \*

Please give the job title of your parent, step-parent, or guardian who earns the most, if you are under 21. If she or he is retired or unemployed, give their most recent job title. If you prefer not to give this information, please enter 'I prefer not to say'. If you are 21 or over, please give your own job title. If you can't find a match for the job title you want to enter, please choose the one closest to it.

Mark this section as complete \*

You must complete all mandatory fields in this section before you can mark it as complete. All sections must be marked as complete before you can send your application.

Save this section

[Back to Finance and funding](#)

[Next to More about you](#)

# More about you

Sharing this information helps the university connect you to the right support – they may send you more information or contact you to discuss what would help you succeed. See [UCAS support on individual needs](#) for more advice.

If you don't have any conditions to report, you select "No disability" to mark the section as complete.

Every year, over 60,000 students with a physical and/or mental health condition, long-term illness, or learning difference apply through UCAS to study at a university or college in the UK, and access a range of support available to help with their studies, day-to-day activities, travel, or lifestyle. Would you consider yourself as living with any of the following:

- I have a learning difference  
(e.g. dyslexia, dyspraxia, or AD(H)D))
- I have a hearing impairment  
(e.g. deafness or partial hearing)
- I have a mental health condition, concern or disorder  
(e.g. anxiety or depression)
- I have a physical impairment or challenges with mobility, or dexterity  
(e.g. climbing stairs or uneven surfaces, using a keyboard or laboratory equipment)
- I have a long-term illness or health condition  
(this may involve pain or cause fatigue, loss of concentration or breathing difficulties – including any effects from taking associated medication.)
- I have a social, behavioural or communication impairment  
(e.g. an autistic spectrum condition, Tourette's Syndrome, or speech and language difficulties including stammering)
- I have a visual impairment uncorrected by glasses  
(e.g. blindness or partial sight)
- I have a condition or impairment not listed
- None of these apply to me
- I prefer not to say



# More about you

You might feel uncertain about sharing personal circumstances, be reassured it's never used to decide whether to offer you a place, but it might be used to make you a contextual offer and extra support.



Would you consider yourself estranged from both your parents (i.e. you are not in contact with and supported by either of your parents)?

Yes  No

Do you have any unpaid caring responsibilities (not including parenting)?

Yes  No

Are you a parent or do you have parenting responsibilities for a child aged 17 or under?

Yes  No

Do you have official refugee status or limited leave to remain, or are you seeking asylum?

No  The UK government has granted me refugee status or humanitarian protection in the UK  
 I have limited or discretionary leave to remain in the UK  I'm currently seeking asylum in the UK

Do you have a parent or carer who currently serves in the UK Armed Forces, or who has done so in the past?

Yes  No

Have you ever served in the UK Armed Forces?

Yes  No

Are you currently receiving free school meals, or were you in receipt of free school meals between the ages of 11 to 18?

Yes  No  Don't know

Mark this section as complete\*

## Need some help?

Questions from this page that you might need help with:

[Help for disability](#)

[Help for estranged](#)

[Help for caring responsibilities](#)

[Help for parental responsibilities](#)

[Help for refugees](#)

[Help for parent armed forces](#)

[Help for armed forces](#)

[Help for free school meals](#)

Need some more general help with your application?

[Guide to completing your UCAS application](#)



# More about you

If you are or ever have received free school meals you must click this so that your application is free to send.

When Mrs Ridley sends your application she will confirm this.



Are you currently receiving free school meals, or were you in receipt of free school meals between the ages of 11 to 18?

Yes  No  Don't know

Mark this section as complete\*

You must complete all mandatory fields in this section before you can mark it as complete. All sections must be marked as complete before you can send your application.

Save this section

# Remember you can save your application At any time.



## Application status

### Centre information

Application linked to  
Queen Elizabeths School, Wimborne

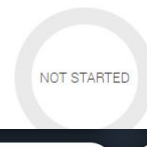
Group  
Lancaster



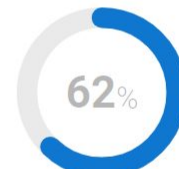
CHOICES



PROFILE



NOT STARTED



62%

### Diversity & inclusion >

Only shared with a provider once you have a place or your application is archived

✓ Section complete

### More about you >

Tell us about any circumstances that you might need support for during your studies.

✓ Section complete

## Experience

### Education >

Qualifications and periods of study

Start this section

### Employment >

Paid employment

Start this section

### Extra activities >

Taken part in any activities to prepare you for higher education?

Start this section

# Education

You must enter all your qualifications from secondary education Year 11 onwards – whether you have the result (even any that were ungraded) or you're still awaiting exams and results.

First you need to add details of where you've studied, or are studying, then add qualifications.

Start by clicking Add place of education. Type the school, the form will fill in the centre number.



**Add** place of education

Name of the school, college, or university \*

Exam centre number  
This may be automatically filled in based on your school, college, or university

Start date \*

Month Year

MM ▼ YYYY ▼

Save Cancel

# Education

Start date if you were here in Year 9 is 09 2022

or 09 2025 if you started in Year 12.

End date for next year is 07 2027.

Click Full time study and save.



**Add** place of education

Start date \*

Month Year

09 2021

End date \*

Month Year

07 2026

Type of study \*

Full time  Part time  Sandwich

Save Cancel

# Education

If you get red error messages you need to check the dates you have put in for different schools.



### University of UCAS More

March 2007 - July 2010  
Full time

**You cannot be full-time at more than one school or college at the same time - please check the start and finish dates you have entered.**

[Add Qualification](#)

### UCAS Training School More

March 2007 - May 2010  
Full time

**You cannot be full-time at more than one school or college at the same time - please check the start and finish dates you have entered.**

**You have indicated that you did not receive any qualifications here**

# Education

You don't actually need your Unique learner number, (however you want it you can ask your tutor to find it on Arbor)

Select below honors degree level



## Unique Learner Number (ULN)

The Unique Learner Number (ULN) is a 10-digit reference number which is used alongside and to access the Personal Learning Record of anyone over the age of 13 involved in UK education or training. If you don't have one, or don't know yours, leave this blank.

Please state the highest level of qualification you expect to have before you start your course \*

Below honours degree level qualifications ▾

- Below honours degree level qualifications
- Honours degree level or above qualifications
- I will have no qualifications

You must complete all mandatory fields in this section before you can mark it as complete. All sections must be marked as complete before you can send your application.

Save this section

# Education

Add ALL your GCSEs and BTECS from 2025

Make sure you have the correct exam board and subject name.

You should have certificates, however your tutor can also print out your exam results from Arbor if you ask them.



## Pick your qualification type

Choose the type of qualification you would like to add - you can search for specific qualifications and view those shortlisted by your adviser within each group.

A Level, AS, EPQ, and T Levels ▾ GCSE and equivalent BTEC ▾ Job related

Scottish qualifications International and EU ▾ Baccalaureate Apprenticeships

Access to HE Technical (not including BTEC) Core maths HNC, HND, and Degrees

Performance, Art, and Design ▾ More UK Qualifications All qualifications

## Search for your qualifications

Search for keywords from your Qualification title or Country to narrow down the list. If your qualification isn't listed, use the "All qualifications" filter and search there. Still no results? Try removing any country filters and searching "Other" under "All qualifications".

🔍 Search

### Shortlist provided by your school or college.

- + Cambridge International A Level
- + Extended Project (Level 3)
- + GCE Advanced Level (A-Level)
- + GCE Advanced Subsidiary
- + GCSE (Grade 9-1)
- + GCSE Double Award (9-9 to 1-1)

# Education

If you did Combined Science you need to add 2 grades not 2 separate qualifications.

Use the drop down menu and select 'other' then manually enter your double grade



## Add qualification

**GCSE (Grade: 9-1)**

If you don't find a match you can manually add one

**Title \***  
Type and select the subject you studied

Combined Science

**Qualification date \***

Month Year

08 2025

**Awarding organisation \***

AQA

**Grade \***

Other 6-6



# Education – Year 13

Add all your pending qualifications that you will take in the summer.

They should appear in the drop down menu shortlist.  
If they don't you can search by subject

- You need to put **PENDING** for your grade
- If you don't put it in I can't add your predicted grades!
- Your result will come out in August 2027

Don't forget your Enrichments like Sports Leaders, LAMDAs, Arts Awards or any other qualifications you have done in music or DiSE etc

## Search for your qualifications

Search for keywords from your Qualification title or Country to narrow down the list. If your qualification isn't listed, use the "All qualifications" filter and search there. Still no results? Try removing any country filters and searching "Other" under "All qualifications".

Search

### Shortlist provided by your school or college.

- + AQA Level 2 Certificate in Further Mathematics (1-9)
- + Arts Award (Gold)
- + Duke of Edinburgh Award
- + Extended Project (Level 3)
- + Functional Skills
- + GCE Advanced Level (A Level)
- + GCE Advanced Subsidiary
- + GCSE (Grade 9-1) First awarded 2017
- + LAMDA Cert in Speech and Drama Perf Studies (PCert LAM)
- + OCR Level 2 Cambridge Technical Diploma
- + OCR Level 3 Cambridge Technical Certificate
- + OCR Level 3 Cambridge Technical Diploma
- + OCR Level 3 Cambridge Technical Extended Certificate
- + OCR Level 3 Cambridge Technical Extended Diploma
- + OCR Level 3 Certificate Core Maths B (MEI)
- + OCR Level 3 Certificate in Core Maths A (MEI)
- + OCR Level 3 Certificate in Quantitative Problem Solving (Core Maths)
- + OCR Level 3 Certificate in Quantitative Reasoning (Core Maths)
- + Pearson BTEC Level 1/Level 2 First Certificate
- + Pearson BTEC Level 1/Level 2 First Certificate in Business
- + Pearson BTEC Level 2 Extended Certificate in Enterprise Skills
- + Pearson BTEC Level 3 Diploma in Sporting Excellence
- + Pearson BTEC Level 3 National Diploma RQF (720) (2016 to Present)
- + Pearson BTEC Level 3 National Extended Cert RQF (360) (2016 to Present)
- + RSL Level 2 Certificate in Performance for Music Practitioners
- + RockschooL Level 3 Extended Diploma for Music Practitioners (QCF)
- + RockschooL Level 3 Subsidiary Diploma for Music Practitioners (QCF)
- + Sports Leaders UK Level 3 Award in Higher Sports Leadership
- + WJEC Level 3 Applied Diploma in Criminology



# Education

The education section is an important part of your application.

It shows your qualifications and helps universities and colleges decide if you meet their requirements.

Double check all details are correct, especially qualification titles, levels, and awarding organisations.

If you're not sure which version of a qualification you're taking, ask your subject teacher.



If you don't find a match you can manually add one

Entering unit details for A levels is optional If you have completed Cambridge International qualifications please choose CIE as your Awarding organisation, if you are currently taking Cambridge International qualifications choose CAIE

#### Subject \*

Type and select the subject you studied

#### Qualification date \*

Month Year

#### Awarding organisation \*

#### Grade \*

### Queen Elizabeths School, Wimborne

September 2018 - July 2023

#### GCSE (Grade: 9-1) in English Literature [... More](#)

Title	Grade
English Literature	9

Awarding organisation	Qualification date
AQA	August 2021

#### GCSE (Grade: 9-1) in History [... More](#)

Title	Grade	Awarding organisation
History	9	AQA

Qualification date  
August 2021



# Employment

**Include details of any paid employment relevant to the courses or subjects you're applying for.**

**Any unpaid or voluntary work relevant to the courses or subjects you're applying for shouldn't be included in this section – you'll want to mention that in your personal statement.**

**If you don't have any paid work experience, leave this section blank, and mark it as complete.**



- ✓ Personal details
- ✓ Contact and residency details
- ✓ Nationality details
- ✓ Supporting information
- ✓ English language skills
- ✓ Finance and funding
- ✓ Diversity and inclusion
- ✓ More about you
- ✓ Employment
- Extra activities
- Personal statement
- Reference

+  
Add employment

Mark this section as complete\*

You must complete all mandatory fields in this section before you can mark it as complete. All sections must be marked as complete before you can send your application.

Save this section

# Extra Activities

This is the opportunity to highlight activities you've completed or are completing to prepare for higher education.

These can include university-run academic programmes, summer schools, taster courses, MOOCs, relevant work experience, company programmes... but **NOT OPEN DAYS**

Pick your best 2 – you can amend these later

These will make your application stand out and you can elaborate in your personal statement.



### Add activity

Type of activity \*

- Campus visit
- Information Advice and Guidance
- Masterclass/ subject insight
- Mentoring
- Online
- Skills and attainment raising activity
- Summer School
- Workshop in School/college
- Other

Characters used: 0 of 100 characters

Start date \*

Day Month Year

DD MM YYYY

End date \*

Save Cancel

# Extra Activities

You need to include:

- type of activity
- name of the activity provider (from a drop down list)
- name of the activity/programme (a free text box)
- dates of the activity.

If the type of activity you attended is not listed, please select 'Other'.



### Add activity

Type of activity \*

Campus visit  
Information Advice and Guidance  
Masterclass/ subject insight  
Mentoring  
Online  
Skills and attainment raising activity  
Summer School  
Workshop in School/college  
Other

Characters used: 0 of 100 characters

Start date \*

Day Month Year

End date \*



**STOP HERE FOR NOW!**

**DON'T GO TO PERSONAL STATEMENT!  
YOU NEED TO GET TO THIS POINT IN YOUR  
APPLICATION  
AND COMPLETE BEFORE YOU GO ON WORK  
EXPERIENCE /  
FRIDAY 19th JUNE**

**We'll be tracking your progress – if you need  
help please ask.**