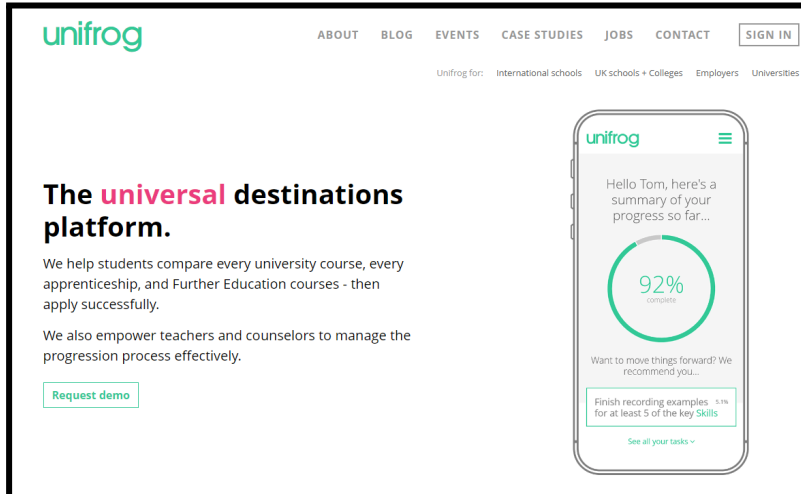




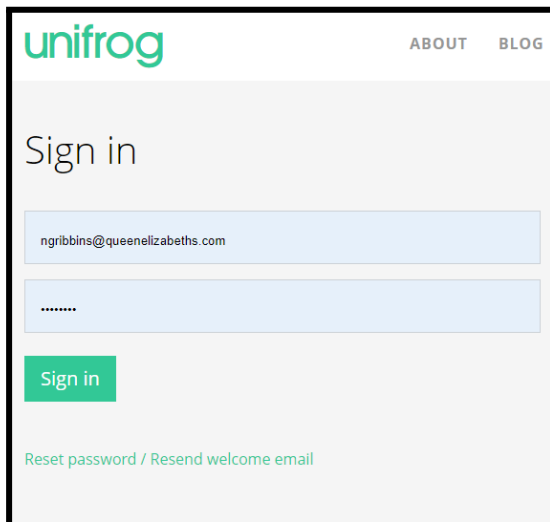
Quick Note

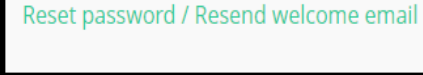
How to Access Career Interview Action Plans on Unifrog

- Type Unifrog in your internet browser: www.unifrog.org



- In the top right hand corner, click 
- In the first field within the sign in dialogue box, **type your school email address**
- Then enter the password you have previously chosen and click 



- If you have forgotten your password select 
- You will then be sent an email to your school account to reset your password.

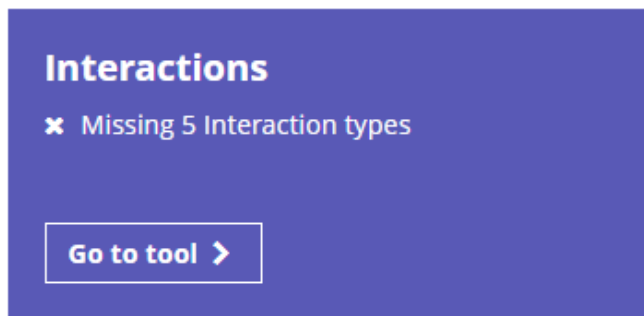
Quick Note

How to Access Career Interview Action Plans on Unifrog

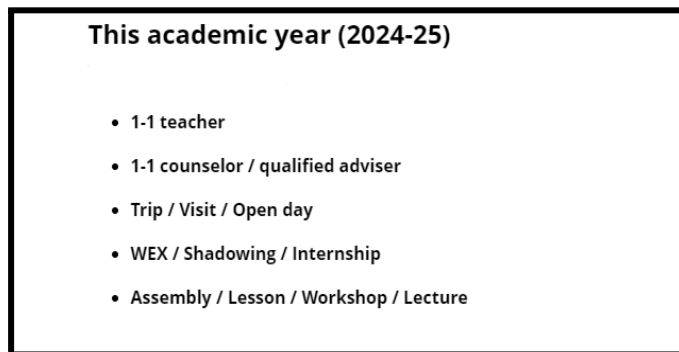
- Once you have access to your Unifrog account you should see your action plan displayed on your main screen as a new task
- If you are unable to see your action plan on the main screen, it can be accessed via 'Interactions Tool' instead.

To do this

- On the main screen on unifrog scroll down to find the Interaction Tool Icon. This will be under the heading Recording what you've done



- You will then be able to see what you have done during your academic year to date.



- Click onto the • 1-1 counselor / qualified adviser
- Then click to open the attachment to view what was recorded during your interview

10 Sep 2024 Career Appointment

Added by Mrs Nadia Gribbins on 17 September 2024, 12:35

[Edit](#) [+ Attachment](#) [+ Comment for just Emily](#) 1 student [\(add/remove?\)](#)

Type: 1-1 counselor / qualified adviser Learning: PSHE / Wellbeing / SEL and Curriculum and University and Apprenticeships / FE / Other vocational and World of work and Extracurricular

Benchmarks 8. Personal guidance



[Students Name](#) Student Action Plan 24.25 Year 11 10.09.pdf

[👁 student](#) | [👁 teacher](#)

Please find attached action plan