















Queen Elizabeth's School Student Exams Check List

	<p>Check your timetable. Are all your exams there? Are they correct? Check where you are seated. Any problems see the Exams Office now. They will not be able to help you on the day of the exam. Read the Notice to Candidates.</p>	<p>Check</p>
	<p>Aim to arrive at school in plenty of time to be outside the exam room 15 minutes before the exam starts. It is much better to leave yourself a safety margin on timings in case of problems with your journey.</p>	
	<p>You must have your School Identification card/badge with you for every examination.</p>	
	<p>Phones cannot be taken into the exam room. This is very important if a phone is found in the exam room there is a good chance that you will be disqualified from this exam, and potentially all exams.</p>	
	<p>You must not have notes, watches (Including analogue), ipods, MP3 players or any item with internet connection or data storage in your possession.</p>	
	<p>You should have all the standard equipment for your exam. This includes a black biro, pencil, ruler and rubber. All equipment should be stored in a clear plastic pencil case. You must write in black ink.</p>	
	<p>You may require other equipment for specific exams (Maths, Physics, Chemistry, DT) including a geometry set and scientific calculator. If you do not have these on the day of your exam please advise your invigilator prior to the start of the e</p>	
	<p>There is absolutely no talking or communicating between students once you enter the exam room. If you have any questions, raise your hand wait for an invigilator to come to you.</p>	
	<p>If the Fire Alarm sounds stay seated and wait for instructions from the invigilators. There must be no communication between students.</p>	
	<p>You must come to school in full and correct school uniform. Incorrect uniform may delay the start of your exam for you.</p>	
	<p>Water bottle are allowed in the exam room. These should be a clear bottle with a spill proof cap. There must not be a label on the bottle. They must be kept on the floor.</p>	
	<p>No food or gum is allowed in the exam room. If you have a special requirement for medical reasons, please see the Exams Officer.</p>	
	<p>Toilet breaks are permitted if you have a known medical condition or in exceptional circumstances. Please make sure you visit the toilet before your exam. You can not leave the room in the last 15 minutes of an exam for a toilet break unless you have a medical condition</p>	
<p>Do not leave the room until the test is over</p> 	<p>You cannot leave the exam room until the end of the exam.</p>	